

# Value Lights, Darks & Strokes of Genius

Value is one of the most important elements of painting. It refers to the lightness or darkness of a color. Value can be used to create depth, realism, and mood in your paintings.



## Strokes Of Genius 6: Value - Lights & Darks (Strokes of Genius: The Best of Drawing) by Andrew Graham-Dixon

★★★★☆ 4.7 out of 5

Language : English  
File size : 37096 KB  
Text-to-Speech : Enabled  
Screen Reader : Supported  
Enhanced typesetting : Enabled  
Print length : 144 pages



There are three main values: light, dark, and middle. Light values are the lightest colors in your painting. Dark values are the darkest colors. Middle values are the colors in between light and dark.

When you're painting, it's important to pay attention to the values of the colors you're using. The values of your colors will determine how your painting looks.

If you use too many light values, your painting will look flat and unrealistic. If you use too many dark values, your painting will look muddy and dull.

The key to creating a successful painting is to use a variety of values. This will help to create depth and realism in your work.

## **How to See Values**

The first step to using values in your painting is to learn how to see them. This can be difficult at first, but it's something that you can learn with practice.

One way to learn how to see values is to squint your eyes. When you squint, the details of your painting will disappear and you'll be able to see the values more clearly.

Another way to learn how to see values is to use a value finder. A value finder is a tool that helps you to identify the values of the colors in your painting.

## **How to Use Values**

Once you've learned how to see values, you can start to use them in your painting. There are many different ways to use values, but here are a few tips:

- Use light values to create highlights and depth.
- Use dark values to create shadows and depth.
- Use middle values to create the main body of your painting.
- Use a variety of values to create interest and realism.

## **Strokes of Genius**

In addition to value, strokes are also an important element of painting. Strokes can be used to create texture, movement, and emotion in your paintings.

There are many different types of strokes, but here are a few of the most common:

- Straight strokes
- Curved strokes
- Diagonal strokes
- Horizontal strokes
- Vertical strokes

The type of stroke you use will depend on the effect you want to create. For example, straight strokes can be used to create a sense of order and structure, while curved strokes can be used to create a sense of movement and energy.


When you're painting, it's important to experiment with different types of strokes to see what works best for you.

Value and strokes are two of the most important elements of painting. By understanding how to use values and strokes, you can create beautiful and effective paintings that will impress your viewers.


## **Strokes Of Genius 6: Value - Lights & Darks (Strokes of Genius: The Best of Drawing)** by Andrew Graham-Dixon

★★★★☆ 4.7 out of 5

Language : English




File size : 37096 KB  
Text-to-Speech : Enabled  
Screen Reader : Supported  
Enhanced typesetting: Enabled  
Print length : 144 pages



## We Are Here To Hurt Each Other: A Deep Dive into the Brutality of Human Nature

Yes, I can help you with that. Here is an SEO-friendly HTML article including alt text. \*\*\*\* The human condition is a complex and often paradoxical one. We are capable of...



## Hannah Arendt: A Life in Dark Times

Hannah Arendt was a German-American political theorist, philosopher, and historian. She is best known for her work on totalitarianism, the nature of evil,...