


The Essential Guide to Drawing Animals

Drawing animals can be a rewarding and challenging experience. With a little practice and the right techniques, you can learn to capture the beauty and personality of any creature. This comprehensive guide will teach you everything you need to know about drawing animals, from the basics of anatomy to the finer details of fur and feathers.

Understanding Animal Anatomy

The first step to drawing animals is to understand their anatomy. This will help you to create realistic and believable drawings. The basic anatomy of most animals is similar, with a few key differences. The following are the main parts of an animal's body:



The Essential Book of Drawing Animals by Angela Wolf

★★★★☆ 4 out of 5

Language : English

File size : 48306 KB

Text-to-Speech : Enabled

Enhanced typesetting : Enabled

Print length : 128 pages

Lending : Enabled

Screen Reader : Supported

FREE

DOWNLOAD E-BOOK



- **Head:** The head is home to the animal's brain, eyes, ears, nose, and mouth. The shape of the head can vary greatly depending on the species.

- **Neck:** The neck connects the head to the body. It can be long and slender, or short and thick.
- **Body:** The body contains the animal's internal organs. It can be round, oval, or rectangular.
- **Tail:** The tail can be used for balance, communication, or defense. It can be long and bushy, or short and stubby.
- **Legs:** The legs support the body and allow the animal to move. There are typically four legs, but some animals have two or three.
- **Wings:** Wings are used for flying. They can be large and feathered, or small and membranous.

Once you understand the basic anatomy of animals, you can start to draw them in different poses and positions. The key is to observe the animal carefully and to pay attention to the way its body moves.

Drawing Animal Fur and Feathers

One of the most challenging aspects of drawing animals is capturing the texture of their fur or feathers. This can be done using a variety of techniques, including:

- **Hatching:** Hatching is a technique that uses short, parallel lines to create the illusion of texture. It can be used to draw the fur of animals such as cats, dogs, and horses.
- **Cross-hatching:** Cross-hatching is a variation of hatching that uses two or more sets of parallel lines to create a more complex texture. It can be used to draw the feathers of birds and the scales of reptiles.

- **Stippling:** Stippling is a technique that uses small dots to create the illusion of texture. It can be used to draw the fur of animals such as rabbits and hares.
- **Drybrush:** Drybrush is a technique that uses a dry brush to create a textured effect. It can be used to draw the fur of animals such as lions and tigers.

The choice of technique will depend on the type of animal you are drawing and the desired effect.


Drawing Animals in Motion

Drawing animals in motion can be a bit tricky, but it can also be very rewarding. The key is to capture the animal's movement in a way that is both realistic and expressive. The following are a few tips for drawing animals in motion:

- **Observe the animal carefully.** Pay attention to the way its body moves and the way its muscles work.
- **Sketch the animal in different poses.** This will help you to understand its range of movement.
- **Use dynamic lines.** Lines that flow and curve can help to convey the animal's movement.
- **Add details.** Once you have the basic sketch, you can add details such as fur, feathers, and claws.

With a little practice, you will be able to draw animals in motion with ease.

Drawing animals can be a fun and rewarding experience. With the right techniques and a little practice, you can learn to capture the beauty and personality of any creature. So grab your pencil and paper and get started today!



The Essential Book of Drawing Animals by Angela Wolf

★★★★☆ 4 out of 5

Language : English

File size : 48306 KB

Text-to-Speech : Enabled

Enhanced typesetting : Enabled


Print length : 128 pages

Lending : Enabled

Screen Reader : Supported


FREE

DOWNLOAD E-BOOK



We Are Here To Hurt Each Other: A Deep Dive into the Brutality of Human Nature

Yes, I can help you with that. Here is an SEO-friendly HTML article including alt text. **** The human condition is a complex and often paradoxical one. We are capable of...



Hannah Arendt: A Life in Dark Times

Hannah Arendt was a German-American political theorist, philosopher, and historian. She is best known for her work on totalitarianism, the nature of evil,...