


Splash Watercolor Secrets: Unlocking the Magic of Watercolor

Watercolor, with its ethereal colors and fluid nature, has captivated artists for centuries. Its unique ability to create vibrant, translucent effects has made it a beloved medium for capturing landscapes, portraits, and abstract concepts. However, mastering the art of watercolor often requires a deep understanding of its secrets. In this article, we will delve into the hidden techniques and principles that can unlock the true potential of watercolor, empowering you to create stunning works of art that dance with color and emotion.

The Dance of Water and Pigment

Understanding the relationship between water and pigment is essential for mastering watercolor. When a brush laden with water is dipped into paint, the water molecules penetrate the pigment particles, causing them to expand and dissolve. This mixture, known as watercolor paint, is then applied to paper, where the water begins to evaporate, leaving behind the concentrated pigment.



Splash 9: Watercolor Secrets (Splash: The Best of Watercolor) by Rachel Rubin Wolf

★★★★☆ 4.5 out of 5

Language : English
File size : 8941 KB
Text-to-Speech : Enabled
Screen Reader : Supported
Enhanced typesetting : Enabled
Print length : 144 pages



The amount of water used plays a crucial role in determining the transparency and intensity of the color. More water results in lighter, more translucent washes, while less water creates bolder, more opaque effects. Mastering the brushstroke allows artists to control the flow of water and pigment, creating subtle gradations and dynamic brushwork that brings life to their paintings.

Harnessing the Power of Washes

Washes are the foundation of watercolor painting, forming the base layers upon which other colors and details can be built. By applying multiple layers of thin, transparent washes, artists can gradually build up color and create a sense of depth and atmosphere.

Layering washes requires patience and precision. Each wash should be allowed to dry completely before applying the next, preventing the colors from running or blending together unintentionally. By controlling the water-to-pigment ratio, artists can achieve a wide range of effects, from delicate glazes to bold, saturated tones.

Unveiling the Magic of Granulation

Granulation is a fascinating phenomenon that occurs when certain pigments separate into individual particles as they dry. This results in a textured, granular effect that adds visual interest and depth to a painting. Pigments that exhibit granulation, such as Alizarin Crimson and Prussian Blue, create a unique sparkle and vitality that can enhance landscapes, abstracts, and portraits alike.

Artists can control the intensity of granulation by adjusting the water-to-pigment ratio. Less water produces more pronounced granulation, while more water dilutes the effect. Experimenting with different pigments and water ratios can lead to unexpected and visually stunning results.

Exploring the Beauty of Glazing

Glazing is a technique that involves applying thin, transparent layers of watercolor over previous layers that have already dried. This allows artists to build up color and create smooth, even transitions between shades. Glazing is particularly effective for creating realistic skin tones, as it allows for subtle variations in color and luminosity.

Glazing requires patience and a delicate touch. Each layer must be applied thinly and evenly, avoiding any brushstrokes or streaks that would disrupt the smooth transition. By experimenting with different glazes, artists can create complex, multi-dimensional paintings that capture the nuances of light and shadow.

Unveiling the Secrets of Wet-on-Wet

Wet-on-wet is a technique that involves applying watercolor to already-wet paper. This creates a fluid, ethereal effect as the colors blend and flow together, creating soft edges and atmospheric effects. Wet-on-wet is ideal for capturing the movement and energy of water, clouds, and other fluid subjects.

While wet-on-wet can be unpredictable, it can also be incredibly rewarding. By controlling the water content and brushstrokes, artists can manipulate the flow of color and create dynamic, expressive paintings that capture the essence of a moment.

Mastering the Art of Dry Brush

Dry brush is a technique that involves using a brush with very little water to apply dry pigment directly to the paper. This creates a unique, textured effect that resembles chalk or pastel. Dry brush is often used for adding highlights, creating texture, and capturing the details of foliage, hair, and other intricate elements.

Dry brush requires a light touch and precise brushwork. Too much water can result in muddy colors, while too little can make the pigment difficult to apply. By experimenting with different pressures and brushstrokes, artists can create a wide range of effects and textures, enhancing the depth and realism of their paintings.

Unveiling the Power of Masking Fluid

Masking fluid is a liquid latex that can be applied to paper to preserve certain areas from being painted over. This technique is particularly useful for protecting highlights, creating sharp edges, or preserving fine details. Masking fluid is applied with a brush or pen and dries to form a peelable film that can be easily removed once the painting is complete.

Masking fluid allows artists to experiment with complex compositions and achieve intricate effects that would otherwise be difficult to achieve. It is an essential tool for creating precise details and adding depth and dimension to a painting.

The Importance of Color Theory

Color theory plays a crucial role in watercolor painting, as it helps artists understand how colors interact and create harmony in a composition. Understanding the color wheel, color harmonies, and the effects of warm

and cool colors allows artists to create visually appealing paintings that evoke emotion and convey a message.

Color theory can be applied to all aspects of watercolor painting, from choosing a color palette to blending colors and creating depth. By mastering the principles of color theory, artists can create paintings that resonate with the viewer on a deeper level.

Watercolor painting is a captivating art form that offers endless possibilities for expression and creativity. By understanding the hidden techniques and principles revealed in this article, you can unlock the true potential of watercolor and create stunning works of art that dance with color and emotion. Embrace the secrets of watercolor, experiment with different techniques, and let your imagination guide you on a journey of artistic discovery.




Splash 9: Watercolor Secrets (Splash: The Best of Watercolor) by Rachel Rubin Wolf

★★★★☆ 4.5 out of 5


Language : English
File size : 8941 KB
Text-to-Speech : Enabled
Screen Reader : Supported
Enhanced typesetting : Enabled
Print length : 144 pages





We Are Here To Hurt Each Other: A Deep Dive into the Brutality of Human Nature

Yes, I can help you with that. Here is an SEO-friendly HTML article including alt text. **** The human condition is a complex and often paradoxical one. We are capable of...



Hannah Arendt: A Life in Dark Times

Hannah Arendt was a German-American political theorist, philosopher, and historian. She is best known for her work on totalitarianism, the nature of evil,...