


Medieval Costume: A Comprehensive Guide to Recreate the Fashion and Costumes of the Middle Ages

The Middle Ages, a period spanning from the fall of the Roman Empire to the Renaissance, were a time of great change and upheaval. This period saw the rise and fall of great empires, the development of new technologies and ideas, and the emergence of new social structures. One of the most fascinating aspects of the Middle Ages is its fashion, which reflects the social, economic, and cultural changes of the time.



Medieval Costume and How to Recreate It (Dover Fashion and Costumes) by Dorothy Hartley

★★★★☆ 4.4 out of 5

Language	: English
File size	: 12199 KB
Text-to-Speech	: Enabled
Screen Reader	: Supported
Enhanced typesetting	: Enabled
Print length	: 187 pages
Lending	: Enabled



Medieval costume was a complex and diverse affair, varying greatly depending on the time period, geographic location, and social status of the wearer. However, there are some general trends that can be observed throughout the Middle Ages.

Materials and Construction

Medieval clothing was made from a variety of materials, including wool, linen, silk, and leather. Wool was the most common material, as it was relatively easy to obtain and work with. Linen was also a popular choice, as it was lightweight and breathable. Silk was more expensive, but was often used for special occasions or by the wealthy. Leather was used for shoes, boots, and other accessories.

Medieval clothing was typically constructed using hand-sewing techniques. The most common stitch was the running stitch, which was used to join pieces of fabric together. Other stitches, such as the backstitch and the whip stitch, were also used for various purposes.

Men's Costume

Men's medieval costume typically consisted of a tunic, a pair of hose, and a cloak. The tunic was a long, loose garment that was worn over the head. It was typically made of wool or linen, and was often belted at the waist. The hose were tight-fitting leggings that were made of wool or linen. They were worn under the tunic and extended from the waist to the ankles.

The cloak was a long, loose garment that was worn over the tunic and hose. It was typically made of wool or fur, and was often hooded. Cloaks were worn for warmth and protection from the elements.

Women's Costume

Women's medieval costume typically consisted of a dress, a chemise, and a cloak. The dress was a long, loose garment that was worn over the head. It was typically made of wool or linen, and was often belted at the waist. The chemise was a long, loose undergarment that was worn under the dress. It was typically made of linen or cotton, and was often ankle-length.

The cloak was a long, loose garment that was worn over the dress and chemise. It was typically made of wool or fur, and was often hooded. Cloaks were worn for warmth and protection from the elements.

Children's Costume

Medieval children's costume was similar to adult costume, but it was often simpler and less elaborate. Children's tunics were typically shorter and less fitted than adult tunics, and they were often made of less expensive materials. Children's cloaks were also typically shorter and less elaborate than adult cloaks. Children often wore their hair loose or braided, and they rarely wore hats.

Accessories

Medieval accessories were often simple and functional. Men typically wore belts, hats, and gloves. Women typically wore belts, veils, and jewelry. Children often wore belts and hats.

Recreating Medieval Costume

If you are interested in recreating medieval costume, there are a number of resources available to help you. There are many books and websites that provide detailed instructions on how to make medieval clothing. There are also a number of companies that sell medieval clothing and accessories.


When recreating medieval costume, it is important to keep in mind the time period, geographic location, and social status of the wearer. You should also try to use materials and construction techniques that are authentic to the period.

Medieval costume is a fascinating and complex subject. It is a reflection of the social, economic, and cultural changes that took place during the Middle Ages. By recreating medieval costume, we can gain a deeper understanding of this period in history.

Here are some tips for recreating medieval costume:

- Do your research. Read books and articles about medieval costume to learn about the different styles, materials, and construction techniques that were used during this period.
- Use authentic materials. If you want your costume to be as authentic as possible, use materials that were actually used in the Middle Ages, such as wool, linen, silk, and leather.
- Pay attention to detail. The details of your costume are what will make it look authentic. Take the time to get the details right, such as the seams, stitches, and accessories.
- Have fun! Recreating medieval costume is a great way to learn about history and to express your creativity.

I hope this guide has been helpful. If you have any questions, please feel free to contact me.




Medieval Costume and How to Recreate It (Dover Fashion and Costumes) by Dorothy Hartley

★★★★☆ 4.4 out of 5


Language : English
File size : 12199 KB
Text-to-Speech : Enabled
Screen Reader : Supported
Enhanced typesetting : Enabled

Print length : 187 pages
Lending : Enabled



We Are Here To Hurt Each Other: A Deep Dive into the Brutality of Human Nature

Yes, I can help you with that. Here is an SEO-friendly HTML article including alt text. **** The human condition is a complex and often paradoxical one. We are capable of...



Hannah Arendt: A Life in Dark Times

Hannah Arendt was a German-American political theorist, philosopher, and historian. She is best known for her work on totalitarianism, the nature of evil,...