

How to Play Hello Neighbor: A Comprehensive Guide for Beginners and Experienced Players

Hello Neighbor is a stealth horror game developed by Dynamic Pixels and published by tinyBuild. The game was released on December 8, 2017, for Microsoft Windows, macOS, Linux, Xbox One, and PlayStation 4. In Hello Neighbor, players take on the role of Nicky Roth, a young boy who must sneak into his neighbor's house and uncover the secrets that lie within.



Hello Neighbor: GUIDE & TIPS, CHEATS & TRICKS: How to Play with Hello Neighbor Complete Guide

★★★★☆ 4.6 out of 5

Language : English
File size : 6128 KB
Text-to-Speech : Enabled
Screen Reader : Supported
Enhanced typesetting : Enabled
Print length : 80 pages
Lending : Enabled



The game is played from a first-person perspective, and players must use stealth and cunning to avoid being caught by the Neighbor. The Neighbor is a hulking figure who is always on the lookout for intruders, and he will relentlessly pursue Nicky if he is spotted.

Hello Neighbor is a challenging game, but it is also very rewarding. By following the tips and tricks in this guide, you can increase your chances of success and escape the Neighbor's clutches.

Tips for Beginners

- **Be stealthy.** The most important thing to remember when playing Hello Neighbor is to be stealthy. Avoid making noise, and try to stay out of the Neighbor's line of sight.
- **Use cover.** There are many objects in the Neighbor's house that you can use for cover. Hide behind furniture, walls, and other objects to avoid being seen.
- **Listen for the Neighbor's footsteps.** The Neighbor can be heard walking around the house, so pay attention to his footsteps. This will help you to avoid being caught.
- **Don't be afraid to run.** If you are caught by the Neighbor, don't be afraid to run. Run away from him as quickly as you can.
- **Try different strategies.** There is no one-size-fits-all strategy for playing Hello Neighbor. Experiment with different strategies to find what works best for you.

Tips for Experienced Players

- **Use the flashlight to your advantage.** The flashlight can be used to temporarily blind the Neighbor, giving you a chance to escape. However, be careful not to use the flashlight too often, as it will attract the Neighbor's attention.
- **Use the environment to your advantage.** There are many objects in the Neighbor's house that you can use to your advantage. For example, you can use a chair to block a door, or you can use a vase to distract the Neighbor.

- **Be patient.** Hello Neighbor is a challenging game, and it takes time to learn all of the ins and outs. Don't get discouraged if you don't succeed at first. Just keep practicing, and you will eventually be able to escape the Neighbor's clutches.

Strategies for Completing All Levels

There are a total of three levels in Hello Neighbor. Each level is more challenging than the last, and you will need to use all of your skills to complete them.

Here are some general strategies for completing all levels of Hello Neighbor:

- **Plan your route.** Before you start playing, take some time to plan your route through the Neighbor's house. This will help you to avoid being caught and to find the items you need.
- **Be adaptive.** Things don't always go according to plan when you're playing Hello Neighbor. Be prepared to adapt your strategy if necessary.
- **Don't give up.** Hello Neighbor is a challenging game, but it is also very rewarding. Don't give up if you don't succeed at first. Just keep practicing, and you will eventually be able to escape the Neighbor's clutches.

Here are some specific strategies for completing each level of Hello Neighbor:

Level 1:

- The goal of Level 1 is to find the key to the basement. The key is hidden in a secret room in the Neighbor's house.
- To find the secret room, you will need to use the flashlight to search for a hidden door. The door is located in the living room.
- Once you have found the secret room, you will need to use the key to open the basement door.
- In the basement, you will find the Neighbor's sketchbook. The sketchbook contains clues about the Neighbor's dark past.

Level 2:


- The goal of Level 2 is to find the key to the attic. The key is hidden in a safe in the Neighbor's bedroom.
- To find the safe, you will need to use the flashlight to search for a hidden button. The button is located in the closet.
- Once you have found the safe, you will need to use the key to open it.
- In the attic, you will find the Neighbor's secret stash of toys. The toys contain clues about the Neighbor's relationship with his daughter.

Level 3:

- The goal of Level 3 is to find the key to the basement. The key is hidden in a secret room in the Neighbor's basement.
- To find the secret room, you will need to use the flashlight to search for a hidden door. The door is located in the storage room.

- Once you have found the secret room, you will need to use the key to open the basement door.
- In the basement, you will find the Neighbor's secret laboratory. The laboratory contains clues about the Neighbor's true nature.


Hello Neighbor is a challenging and rewarding stealth horror game. By following the tips and tricks in this guide, you can increase your chances of success and escape the Neighbor's clutches.



Hello Neighbor: GUIDE & TIPS, CHEATS & TRICKS: How to Play with Hello Neighbor Complete Guide


★★★★☆ 4.6 out of 5

Language	: English
File size	: 6128 KB
Text-to-Speech	: Enabled
Screen Reader	: Supported
Enhanced typesetting	: Enabled
Print length	: 80 pages
Lending	: Enabled



We Are Here To Hurt Each Other: A Deep Dive into the Brutality of Human Nature

Yes, I can help you with that. Here is an SEO-friendly HTML article including alt text. **** The human condition is a complex and often paradoxical one. We are capable of...



Hannah Arendt: A Life in Dark Times

Hannah Arendt was a German-American political theorist, philosopher, and historian. She is best known for her work on totalitarianism, the nature of evil,...