


How to Paint with Acrylics: Lessons for the Absolute Beginner

Acrylic painting is a versatile and rewarding art form that's perfect for beginners. With its fast-drying time and easy cleanup, acrylics are a great way to experiment with different colors and techniques.



How to Paint With Acrylics Lessons for the Absolute Beginner by J Bright

★★★★☆ 4 out of 5

Language : English
File size : 37008 KB
Text-to-Speech : Enabled
Screen Reader : Supported
Enhanced typesetting : Enabled
Print length : 78 pages
Lending : Enabled
X-Ray for textbooks : Enabled



Getting Started with Acrylic Painting

Supplies You'll Need

- Acrylic paints
- Brushes
- Canvas or other painting surface
- Palette
- Water cup

- Rags or paper towels

Choosing the Right Supplies

When choosing acrylic paints, look for brands that are specifically designed for beginners. These paints will be easier to work with and will produce better results. You'll also want to choose a variety of brush sizes and shapes. Synthetic brushes are a good option for beginners because they're durable and easy to clean.

For your painting surface, you can choose a canvas, wood, or even paper. Canvas is the most traditional option, but it can be more expensive. Wood is a good choice if you're looking for a more rigid surface. Paper is a great option for sketching or practicing techniques.

Setting Up Your Workspace

Once you have your supplies, it's time to set up your workspace. Choose a well-lit area with plenty of ventilation. Cover your work surface with a drop cloth to protect it from paint spills.

Basic Techniques

Now that you have your supplies and workspace set up, it's time to learn some basic acrylic painting techniques.

Brushstrokes

The way you apply your brush to the canvas will create different effects. Experiment with different brushstrokes to see what works best for you.

Layering

Layering is a great way to add depth and interest to your paintings. Apply thin layers of paint, allowing each layer to dry completely before applying the next.

Blending

Blending is a technique used to create smooth transitions between colors. To blend colors, use a wet brush to gently stroke the edges of the two colors together.

Troubleshooting Common Problems

If you're having problems with your acrylic painting, here are a few tips to help you troubleshoot:

Paint is too thick

If your paint is too thick, it will be difficult to apply and will result in brushstrokes that are too visible. To thin your paint, add a small amount of water.

Paint is too thin

If your paint is too thin, it will be difficult to control and will result in a watery finish. To thicken your paint, add a small amount of acrylic medium.

Paint is drying too quickly


If your paint is drying too quickly, it will be difficult to work with. To slow down the drying time, add a small amount of acrylic retarder.

Paint is cracking

If your paint is cracking, it may be because you're applying it too thickly. To prevent cracking, apply thin layers of paint and allow each layer to dry

completely before applying the next.

With a little practice, you'll be able to master the basics of acrylic painting and create beautiful works of art. So get started today and see what you can create!




How to Paint With Acrylics Lessons for the Absolute Beginner by J Bright

★★★★☆ 4 out of 5

- Language : English
- File size : 37008 KB
- Text-to-Speech : Enabled
- Screen Reader : Supported
- Enhanced typesetting : Enabled
- Print length : 78 pages
- Lending : Enabled
- X-Ray for textbooks : Enabled


FREE

DOWNLOAD E-BOOK



We Are Here To Hurt Each Other: A Deep Dive into the Brutality of Human Nature

Yes, I can help you with that. Here is an SEO-friendly HTML article including alt text. **** The human condition is a complex and often paradoxical one. We are capable of...



Hannah Arendt: A Life in Dark Times

Hannah Arendt was a German-American political theorist, philosopher, and historian. She is best known for her work on totalitarianism, the nature of evil,...