


How to Paint Water in Watercolour: A Comprehensive Guide for Beginners

Water is one of the most important elements in a landscape painting, and it can be tricky to paint well in watercolor. In this comprehensive guide, we will discuss everything you need to know about painting water in watercolor, from the materials you need to the different techniques you can use.

The first step to painting water in watercolor is to gather the necessary materials. You will need:

- Watercolor paints
- Watercolor brushes
- Watercolor paper
- Water
- A palette
- A container for water

There are several different techniques that you can use to paint water in watercolor. The most common techniques include:



How to Paint Water in Watercolour by Caroline Linscott

★★★★☆ 4.4 out of 5

Language : English

File size : 294117 KB

Screen Reader : Supported

Print length : 128 pages

Item Weight : 1.23 pounds




- **The wet-on-wet technique:** This technique involves applying paint to wet watercolor paper. The paint will spread and blend together, creating a soft, ethereal effect.
- **The wet-on-dry technique:** This technique involves applying paint to dry watercolor paper. The paint will not spread as much, creating a more defined, realistic effect.
- **The dry-brush technique:** This technique involves applying paint to a dry brush and then dabbing it onto the watercolor paper. This will create a textured, mottled effect.

Here are a few tips for painting water in watercolor:

- **Use a variety of brushstrokes.** The different brushstrokes will create different effects, so experiment until you find the ones that you like best.
- **Use a light touch.** Watercolor is a delicate medium, so it is important to use a light touch when painting water.
- **Be patient.** Painting water in watercolor takes time and practice. Don't get discouraged if your first few attempts don't turn out as you hoped. Just keep practicing and you will eventually get the hang of it.

Painting water in watercolor can be a challenging but rewarding experience. By following the tips in this guide, you can learn how to create

beautiful, realistic watercolours. So what are you waiting for? Get started today!



How to Paint Water in Watercolour by Caroline Linscott

★★★★☆ 4.4 out of 5


Language : English

File size : 294117 KB

Screen Reader : Supported


Print length : 128 pages

Item Weight : 1.23 pounds



We Are Here To Hurt Each Other: A Deep Dive into the Brutality of Human Nature

Yes, I can help you with that. Here is an SEO-friendly HTML article including alt text. **** The human condition is a complex and often paradoxical one. We are capable of...



Hannah Arendt: A Life in Dark Times

Hannah Arendt was a German-American political theorist, philosopher, and historian. She is best known for her work on totalitarianism, the nature of evil,...

