

# Fundamental Guide to C2C Crochet: Effortless DIY Projects for Beginners and Beyond



## CORNER 2 CORNER CROCHET: Fundamental Guide to C2C Crochet With Different DIY Projects

★★★★☆ 4 out of 5

Language : English  
File size : 44074 KB  
Text-to-Speech : Enabled  
Screen Reader : Supported  
Enhanced typesetting : Enabled  
Print length : 139 pages  
Lending : Enabled



## to C2C Crochet

Corner-to-corner (C2C) crochet is a versatile technique that allows you to create beautiful crochet projects with ease. This technique involves working in diagonal rows, starting from one corner and working towards the opposite corner. C2C crochet is perfect for beginners as it uses basic crochet stitches and creates striking patterns.

## Getting Started with C2C Crochet

### Materials You'll Need:

- Yarn of your choice (worsted weight recommended for beginners)
- Crochet hook appropriate for the yarn weight
- Scissors

- Yarn needle (optional)

### **Basic C2C Crochet Stitch:**

1. Chain 3 (counts as first double crochet)
2. Yarn over (YO) and insert hook into next corner space
3. YO and pull up a loop
4. YO and pull through two loops on hook
5. YO and pull through remaining two loops on hook

### **DIY C2C Crochet Projects**

#### **Beginner-Friendly C2C Blanket:**

This project is perfect for beginners looking to create a cozy and personalized blanket.

#### **Materials:**

- Worsted weight yarn in the color of your choice (approx. 600 yards)
- Crochet hook size H/8 (5 mm)
- Scissors
- Yarn needle

#### **Pattern:**

1. Chain 4
2. Turn and C2C crochet into the 3rd chain from hook (see Basic C2C Crochet Stitch above)

3. Continue C2C crocheting in even rows until desired width is reached
4. Turn and decrease row (C2C crochet two stitches together at the end of each row)
5. Continue decreasing rows until only one stitch remains
6. Cut yarn and weave in ends

### **Intermediate C2C Wall Hanging:**

This project is designed for crocheters with some experience and adds a touch of bohemian flair to any space.

### **Materials:**

- Worsted weight yarn in various colors (approx. 300 yards total)
- Crochet hook size H/8 (5 mm)
- Scissors
- Yarn needle

### **Pattern:**

1. Chain 4
2. Turn and C2C crochet into the 3rd chain from hook
3. Continue C2C crocheting in even rows, changing colors at desired intervals
4. Once desired height is reached, cut yarn and leave a long tail for hanging

5. Create a tassel from the yarn tail
6. Attach tassel to one corner of the wall hanging

### **Advanced C2C Bag:**

This challenging project showcases the versatility of C2C crochet and results in a stylish and functional bag.

### **Materials:**

- Medium weight yarn in the color of your choice (approx. 500 yards)
- Crochet hook size H/8 (5 mm)
- Scissors
- Yarn needle
- Leather or fabric straps (for handles)

### **Pattern:**

1. Chain 4
2. Turn and C2C crochet into the 3rd chain from hook
3. Continue C2C crocheting in even rows until desired width is reached
4. Turn and decrease row
5. Continue decreasing rows until only one stitch remains
6. Cut yarn and weave in ends
7. Fold in half and sew side seams


8. Attach leather or fabric straps to create handles

## Tips and Techniques

- Use a stitch marker to keep track of the first stitch of each row.
- Count your stitches regularly to ensure you're on the right track.
- Don't be afraid to experiment with different colors and patterns.
- Share your creations with the C2C crochet community online for inspiration and feedback.

C2C crochet is a beginner-friendly and versatile technique that allows you to create stunning crochet projects without any special skills or equipment. By following the basics and practicing with DIY projects, you'll master this technique in no time. So grab your hook, some yarn, and get ready to unleash your creativity with the world of C2C crochet!

© 2023 Crochet for Beginners All Rights Reserved




## CORNER 2 CORNER CROCHET: Fundamental Guide to C2C Crochet With Different DIY Projects

★★★★☆ 4 out of 5


Language : English  
File size : 44074 KB  
Text-to-Speech : Enabled  
Screen Reader : Supported  
Enhanced typesetting : Enabled  
Print length : 139 pages  
Lending : Enabled





## **We Are Here To Hurt Each Other: A Deep Dive into the Brutality of Human Nature**

Yes, I can help you with that. Here is an SEO-friendly HTML article including alt text. \*\*\*\* The human condition is a complex and often paradoxical one. We are capable of...



## **Hannah Arendt: A Life in Dark Times**

Hannah Arendt was a German-American political theorist, philosopher, and historian. She is best known for her work on totalitarianism, the nature of evil,...