


Expressive Texture Strokes of Genius: Unveiling the Art of Textural Painting

Texture has always held a captivating allure in the realm of art. It adds a tangible dimension to paintings, inviting viewers to not only gaze upon but also feel the depth, emotion, and story within. Texture strokes, in particular, have emerged as a masterful technique employed by artists to create tactile illusions and evoke a profound emotional response.



Strokes Of Genius 8: Expressive Texture (Strokes of Genius: The Best of Drawing) by Rachel Rubin Wolf

★★★★☆ 4.7 out of 5

Language : English
File size : 15042 KB
Text-to-Speech : Enabled
Screen Reader : Supported
Enhanced typesetting : Enabled
Print length : 146 pages



In this comprehensive guide, we embark on an artistic journey to unravel the intricacies of texture strokes in painting. We will delve into the techniques and tools used by master artists, explore the inspiration that fuels their creativity, and witness the transformative power of texture in conveying emotions and narratives.

The Techniques of Texture Strokes

Texture strokes encompass a wide range of techniques that allow artists to create a variety of surface qualities. These techniques include:

- **Drybrush:** This technique involves using a stiff, dry brush with minimal paint to create a subtle, textured surface.
- **Impasto:** Impasto is a technique where thick layers of paint are applied to create a highly textured, sculptural effect.
- **Sponge:** A sponge can be used to create a mottled, textured surface by gently dabbing it onto the canvas.
- **Sandpaper:** Sandpaper can be used to remove paint, creating a distressed or textured effect.
- **Palette Knife:** A palette knife can be used to scrape, spread, or blend paint, creating a variety of textures.

By mastering these techniques, artists can manipulate the surface of their paintings to evoke a range of emotions, from tranquility to chaos, and serenity to agitation.

The Tools of Texture Strokes

In addition to their masterful techniques, artists also rely on specialized tools to create texture strokes. These tools include:

- **Brushes:** Brushes with different shapes, sizes, and stiffness can be used to create a variety of textures.
- **Sponges:** Sponges come in different shapes and textures, providing artists with a versatile tool for creating mottled and porous surfaces.

- **Sandpaper:** Sandpaper of different grits can be used to create subtle or dramatic distressed effects.
- **Palette Knives:** Palette knives are essential for creating impasto effects and scraping away paint.
- **Other Tools:** Artists may also use other tools such as sticks, rags, or even their own fingers to create unique textures.

The choice of tools is influenced by the desired texture, the type of paint being used, and the artist's personal style.

The Inspiration Behind Texture Strokes

The inspiration for texture strokes often stems from the artist's surroundings and personal experiences. Nature is a particularly rich source of inspiration, with its myriad textures found in landscapes, plants, and animals.

Artists may also draw inspiration from other art forms, such as sculpture, weaving, and pottery. The textures found in these art forms can spark ideas for creating unique and evocative surfaces in paintings.

Personal experiences and emotions can also play a significant role in inspiring texture strokes. Artists may use texture to convey a sense of joy, sadness, anger, or any other emotion they wish to express.

The Emotional Power of Texture Strokes

Texture strokes possess an extraordinary ability to evoke emotions in viewers. A rough, textured surface can convey a sense of age or distress, while a smooth, polished surface can evoke a sense of serenity or luxury.


Texture can also be used to create a sense of depth and movement in a painting. By using lighter and darker shades of the same color, artists can create the illusion of shadows and highlights, giving the surface a three-dimensional quality.

Through the skillful manipulation of texture, artists can transport viewers into the depths of their paintings and evoke a powerful emotional response.

Texture strokes in painting are a testament to the boundless creativity and emotional depth that can be achieved through the manipulation of surface. By mastering techniques, using specialized tools, and drawing inspiration from diverse sources, artists can create tactile illusions that captivate the senses and stir the soul.

Whether it is the subtle whispers of a drybrush or the bold strokes of impasto, texture strokes have the power to elevate a painting from a mere representation of reality to a transformative experience that transcends the boundaries of sight and touch.

As we continue to explore the world of texture strokes, let us marvel at the genius of artists who have mastered this art and let their textured masterpieces inspire us to create our own unique expressions of emotion and narrative.



Strokes Of Genius 8: Expressive Texture (Strokes of Genius: The Best of Drawing) by Rachel Rubin Wolf

★★★★☆ 4.7 out of 5


Language : English
File size : 15042 KB
Text-to-Speech : Enabled
Screen Reader : Supported

Enhanced typesetting : Enabled

Print length : 146 pages


FREE

DOWNLOAD E-BOOK



We Are Here To Hurt Each Other: A Deep Dive into the Brutality of Human Nature

Yes, I can help you with that. Here is an SEO-friendly HTML article including alt text. **** The human condition is a complex and often paradoxical one. We are capable of...



Hannah Arendt: A Life in Dark Times

Hannah Arendt was a German-American political theorist, philosopher, and historian. She is best known for her work on totalitarianism, the nature of evil,...