


Achieving Depth and Distance in Oil Landscape Paintings: A Comprehensive Guide



Achieving Depth & Distance: Painting Landscapes In Oils by Kitty Gorrell

★★★★☆ 4.3 out of 5

Language : English
File size : 12048 KB
Text-to-Speech : Enabled
Screen Reader : Supported
Enhanced typesetting : Enabled
Print length : 144 pages



Creating depth and distance in oil landscape paintings is a fundamental aspect of capturing the realistic illusion of space and atmosphere. By understanding and applying these techniques, artists can transform flat canvases into captivating scenes that invite viewers to explore the depths of their landscapes. This guide provides a comprehensive exploration of the principles and practices involved in achieving depth and distance in oil painting.

Atmospheric Perspective

Atmospheric perspective, also known as aerial perspective, plays a crucial role in creating depth in landscapes. It refers to the way that objects in the distance appear less distinct, with less detail, lower contrast, and cooler

colors. This effect is caused by the scattering and absorption of light as it travels through the atmosphere.

- **Less Detail:** Distant objects become less defined and detailed as the atmosphere obscures their features.
- **Lower Contrast:** The contrast between light and dark areas diminishes with distance, resulting in a softer and flatter appearance.
- **Cooler Colors:** Warm colors, such as reds and oranges, recede into the distance, while cool colors, such as blues and greens, advance.

By applying these principles, artists can create the illusion of depth by subtly adjusting the detail, contrast, and color of objects in the distance.

Color Manipulation

Color is a powerful tool in creating depth and distance. Warm colors, such as reds, oranges, and yellows, tend to advance and create the illusion of being closer to the viewer. On the other hand, cool colors, such as blues, greens, and purples, recede and appear further away.

Artists can effectively create depth by using warm colors in the foreground and gradually transitioning to cooler colors in the background. This technique helps guide the viewer's eye through the painting and establishes a sense of depth and distance.

Brushwork Techniques

Brushwork plays a significant role in conveying depth and distance in oil landscapes. By varying the thickness, texture, and direction of their brushstrokes, artists can create the illusion of different planes and surfaces.

- **Thick Brushstrokes:** Thick, impasto brushstrokes in the foreground create a sense of texture and depth, giving the objects a more tangible presence.
- **Thin Brushstrokes:** Thin, blended brushstrokes in the distance create a softer and more atmospheric effect, suggesting the receding planes of the background.
- **Angular Brushstrokes:** Angular and diagonal brushstrokes can imply depth by creating the illusion of perspective and recession.

By combining these brushwork techniques, artists can create a dynamic and realistic sense of depth and distance in their landscapes.

Additional Techniques

In addition to the primary principles discussed above, several other techniques can enhance the illusion of depth and distance in oil landscapes:

- **Overlapping:** Overlapping objects create a sense of depth by showing one object partially obscuring another.
- **Linear Perspective:** Lines that converge in the distance create the illusion of depth and recession.
- **Aerial Haze:** A thin, milky layer of paint applied over distant objects can create the effect of atmospheric haze, enhancing the sense of distance.
- **Shadow and Light:** Contrasting areas of light and shadow can accentuate depth and create the illusion of volume.

Tips for Creating Depth

- **Use a Limited Palette:** A limited color palette can help create a sense of unity and depth.
- **Simplify Distant Objects:** Don't overcrowd distant areas with excessive detail.
- **Pay Attention to Composition:** Consider the placement of objects and lines to create a sense of depth.
- **Study Reference Photos:** Observe real-world scenes to understand how depth and distance are created in nature.
- **Experiment with Techniques:** Explore different atmospheric perspective, color manipulation, and brushwork techniques to find what works best for your style.

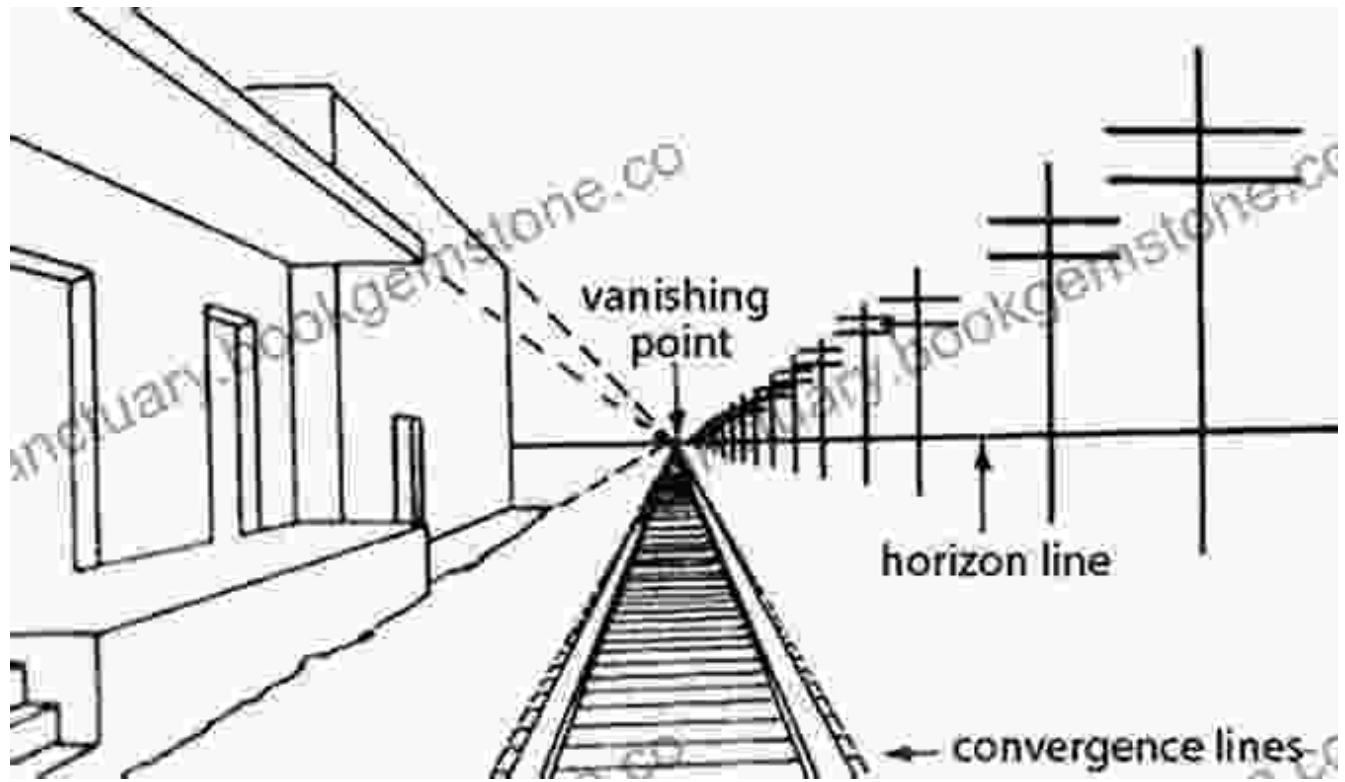
Achieving depth and distance in oil landscape paintings requires a combination of skill, knowledge, and practice. By understanding and applying the principles of atmospheric perspective, color manipulation, brushwork techniques, and additional artistic techniques, artists can transform their landscapes into immersive and captivating scenes. Whether you are a seasoned painter or just starting your journey, embracing these concepts will elevate your artwork and transport viewers into the depths of your painted worlds.

Image Gallery











from <http://www.pinterest.com/inspirationbooks/>




Achieving Depth & Distance: Painting Landscapes In Oils by Kitty Gorrell

★★★★☆ 4.3 out of 5

Language : English
File size : 12048 KB
Text-to-Speech : Enabled
Screen Reader : Supported
Enhanced typesetting : Enabled
Print length : 144 pages


FREE

DOWNLOAD E-BOOK



We Are Here To Hurt Each Other: A Deep Dive into the Brutality of Human Nature

Yes, I can help you with that. Here is an SEO-friendly HTML article including alt text. **** The human condition is a complex and often paradoxical one. We are capable of...



Hannah Arendt: A Life in Dark Times

Hannah Arendt was a German-American political theorist, philosopher, and historian. She is best known for her work on totalitarianism, the nature of evil,...