


A Comprehensive Guide to Acrylics for Absolute Beginners: Unleashing Your Artistic Potential

Embark on an exciting artistic adventure with acrylics, a versatile and beginner-friendly medium. This comprehensive guide will provide you with everything you need to know to get started with acrylic painting, from choosing the right supplies to mastering essential techniques.



ACRYLICS FOR THE ABSOLUTE BEGINNER: How to become amazing artist with acrylic paints with some flexibility and steps to achieve effective durability

by Anita Brookner

★★★★☆ 4.2 out of 5

Language : English
File size : 874 KB
Text-to-Speech : Enabled
Screen Reader : Supported
Enhanced typesetting : Enabled
Print length : 11 pages
Lending : Enabled



Understanding Acrylics

Acrylics are a type of water-based paint that dries quickly and forms a durable, water-resistant film. They are available in a wide range of colors and viscosities, making them suitable for various painting styles.

Advantages of Acrylics:

- Fast drying time, allowing for quick layering and blending.
- Water-based and easy to clean up, reducing the need for harsh solvents.
- Durable and water-resistant, making paintings suitable for display without additional protection.
- Versatile, allowing for a wide range of techniques, from washes to impasto.

Disadvantages of Acrylics:

- Can dry too quickly, making blending and working details challenging.
- Less forgiving than oil paints, as corrections can be difficult once the paint has dried.

li>May crack or peel if applied too thickly.

Essential Supplies for Acrylic Painting

Gather the following materials to start your acrylic painting journey:

- **Acrylic paints:** Choose a basic set of colors to start with, including primary colors (red, yellow, blue), black, white, and a few earth tones.
- **Brushes:** Get a variety of brush shapes and sizes for different techniques. Start with a round brush (size 8-10), a flat brush (size 6-8), and an angled brush (size 4-6).
- **Canvas or paper:** Choose a firm surface that can withstand the paint's grip. Canvas provides a more textured surface, while paper is smoother.

- **Palette:** A palette provides a mixing surface for your paints.
- **Water container:** Keep water nearby for thinning paints and cleaning brushes.
- **Rag or paper towels:** For wiping brushes and cleaning spills.

Basic Acrylic Painting Techniques

Master these fundamental techniques to enhance your acrylic painting:

1. Thinning and Diluting Paints:

Use water to adjust the consistency of your acrylics. For washes and thin glazes, dilute the paint with more water. For thicker applications, use less water.

2. Blending Colors:

Mix colors on your palette or directly on the canvas to achieve unique hues. Wet-on-wet blending allows colors to blend smoothly, while dry-brushing creates a textured effect.

3. Layering:

Apply layers of paint to build depth and texture. Allow each layer to dry before applying the next to prevent muddying.

4. Impasto:

Apply thick layers of paint using a palette knife or brush to create a textured and sculptural effect.

5. Glazing:

Create transparent layers by applying thin, diluted layers of paint over one another. Glazing adds depth and luminosity.

Acrylic Painting Tips for Beginners

Follow these tips to enhance your acrylic painting experience:


- Start with small projects to practice techniques before tackling larger ones.
- Experiment with different tools and materials to find what works best for you.
- Don't be afraid to make mistakes. Acrylics are forgiving, and you can always paint over them or wash them off.
- Take breaks when needed to avoid fatigue and maintain focus.
- Clean your brushes thoroughly after each use to prevent paint buildup and damage.
- Store your acrylic paints properly to prevent them from drying out.

Acrylic Painting Inspiration

Seek inspiration from a wide range of sources:

- **Art books:** Explore the works of renowned acrylic artists.
- **Online galleries:** Browse acrylic paintings from around the world.
- **Nature:** Observe the colors, textures, and forms found in nature.
- **Your own imagination:** Let your creativity flow and express your unique vision.

Acrylics offer a versatile and accessible medium for beginners to explore their artistic potential. By understanding the basics, mastering essential techniques, and seeking inspiration, you can create stunning acrylic paintings. Embrace the joy of creating and embark on a fulfilling artistic journey.




ACRYLICS FOR THE ABSOLUTE BEGINNER: How to become amazing artist with acrylic paints with some flexibility and steps to achieve effective durability

by Anita Brookner


★★★★☆ 4.2 out of 5

Language : English
File size : 874 KB
Text-to-Speech : Enabled
Screen Reader : Supported
Enhanced typesetting : Enabled
Print length : 11 pages
Lending : Enabled



We Are Here To Hurt Each Other: A Deep Dive into the Brutality of Human Nature

Yes, I can help you with that. Here is an SEO-friendly HTML article including alt text. **** The human condition is a complex and often paradoxical one. We are capable of...



Hannah Arendt: A Life in Dark Times

Hannah Arendt was a German-American political theorist, philosopher, and historian. She is best known for her work on totalitarianism, the nature of evil,...