

25 Easy Card Magic Tricks For Beginners



Basic Card Magic: 25 Easy Card Magic Tricks for Beginners by Sam Fury

★★★★☆ 4.3 out of 5

Language : English
File size : 8787 KB
Text-to-Speech : Enabled
Enhanced typesetting : Enabled
Word Wise : Enabled
Print length : 161 pages
Lending : Enabled
Screen Reader : Supported



Are you looking for some easy card magic tricks to impress your friends and family? Look no further! We have compiled a list of 25 easy card magic tricks that are perfect for beginners. These tricks are easy to learn and require no special skills or equipment. So what are you waiting for? Start learning today!

1. The Card Vanish

This is a classic card trick that is easy to learn and always gets a great reaction. To perform the trick, simply hold a card between your thumb and forefinger and wave your other hand over it. The card will then vanish into thin air!



2. The Card Stab

This is another classic card trick that is sure to impress your audience. To perform the trick, simply hold a card in one hand and a pencil in the other. Then, pretend to stab the card with the pencil. The pencil will go right through the card without tearing it!



3. The Card Warp

This is a fun and easy card trick that is perfect for kids. To perform the trick, simply hold a card between your thumb and forefinger and bend it in half. Then, hold the card up to the light and you will see that it has warped!



4. The Card through Table

This is a classic card trick that is sure to amaze your audience. To perform the trick, simply place a card on the table and cover it with a glass. Then, wave your hand over the glass and the card will magically appear on top of it!



5. The Card in the Pocket

This is a fun and easy card trick that is perfect for parties. To perform the trick, simply place a card in your pocket and ask a spectator to choose a card. Then, reach into your pocket and pull out the card that they chose!




6. The Card Under the Cup

This is a classic card trick that is always a crowd-pleaser. To perform the trick, simply place a card under a cup and ask a spectator to choose a card. Then, lift up the cup and the card that they chose will be underneath it!




7. The Card Find

This is a fun and easy card trick that is perfect for kids. To perform the trick, simply spread out a deck of cards face down on the table. Then, ask a spectator to choose a card and remember it. Turn the cards face up one at a time until you find the card that they chose.



8. The Card Prediction

This is a classic card trick that is always a hit. To perform the trick, simply ask a spectator to choose a card and remember it. Then, spread out a deck of cards face down on the table. The spectator will then cut the deck at any point. Turn the top card of the deck face up and it will be the card that they chose!




9. The Card Change

This is a fun and easy card trick that is perfect for beginners. To perform the trick, simply hold a card between your thumb and forefinger and show it to a spectator. Then, wave your other hand over the card and it will change into a different card!

Card Magic for Beginners

Tutorials for a handful of
basic magic tricks with cards



10. The Card Color Change


This is a classic card trick that is always a crowd-pleaser. To perform the trick, simply hold a red card and a black card in your hands. Then, wave your hands over the cards and the red card will change into a black card!



11. The Card Jump

This is a fun and easy card trick that is perfect for kids. To perform the trick, simply spread out a deck of cards face down on the table. Then, take the top card of the deck and place it face down on the table. Take the next card of the deck and place it face up on the table. Repeat this process until you


reach the last card of the deck. The last card will be the same card as the first card!



12. The Card Cascade

This is a classic card trick that is always a crowd-pleaser. To perform the trick, simply spread out a deck of cards face down on the table. Then, take the top card of the deck and place it face up on the table. Take the next

card of the deck and place it face down on the first card. Repeat this process until you reach the last card of the deck. The last card will be face up on the table!



13. The Card Waterfall

This is a fun and easy card trick that is perfect for kids. To perform the trick, simply spread out a deck of cards face down on the table. Then, take the top card of the deck and place it face up in front of you. Take the next card of the deck and



Basic Card Magic: 25 Easy Card Magic Tricks for Beginners by Sam Fury

★★★★☆ 4.3 out of 5

Language : English

File size : 8787 KB

Text-to-Speech : Enabled


Enhanced typesetting : Enabled

Word Wise : Enabled

Print length : 161 pages
Lending : Enabled
Screen Reader : Supported


FREE

DOWNLOAD E-BOOK



We Are Here To Hurt Each Other: A Deep Dive into the Brutality of Human Nature

Yes, I can help you with that. Here is an SEO-friendly HTML article including alt text. **** The human condition is a complex and often paradoxical one. We are capable of...



Hannah Arendt: A Life in Dark Times

Hannah Arendt was a German-American political theorist, philosopher, and historian. She is best known for her work on totalitarianism, the nature of evil,...